

# The Art of Creation, Making a Pattern and Sewing a Vest

## Workshop no. 1: Creation ( 4 hours )

-What is a creation?

-How to create a vest from the ground up: two techniques to stimulate your creativity:

-the mood board

-the draping

This workshop is designed for you to learn how to build your own mood board and play with your weavings-fabrics; to go beyond the trendy, commercial, or old fashioned is the key to finding one's unique signature.

You can expect to go home with a new understanding of how to collect information and use it in your creation. You will develop a general idea for your vest production which will take place in the next workshop.

To bring:

- Two or three shawls and/or woven piece and/or hand printed fabric and/or felted piece large enough to create a vest (I suggest at least a 25x 50 inches piece) plus small woven piece (1-2) if possible
- Two very large pieces of cheap, commercial and/or old fabric (like a sheet) that will be cut. It could be 2-3 yards of muslin cotton.
- Fabric scissors, seamstress' tape, pins, safety pins, and a sewing basket if you have one
- One piece of carbon paper (at least 15" x 15 ")
- Color pencils, glue, scotch tape, pens, pencils, paper scissors
- 5-6 magazines (with clothes) plus images/pictures you like (fashion, nature, urban, animals, etc.) ( you'll be cutting them up)
- Different wool and fabric swatches. Something you like (small piece)

## Workshop no. 2 : Pattern making ( 4 hours )


- How to turn your creative ideas into
- How to create a vest pattern.
- How to make a custom vest.

This workshop is designed to help you how to design your creation for your specific body, to go through all the steps necessary to make the perfect vest pattern for you! This is where your creation, your body, and your woven-fabric piece will merge perfectly.

You can expect to see your creation sewn in muslin and learn how to use the different tools of pattern making.

To Bring:


- Everything from the previous workshop
- 'Burda' grip tissue paper – 1 pack



reality.



learn



### Workshop no. 3: cutting and sewing (4 hours)

-How to cut your woven-fabric piece

-How to sew your vest

This workshop is designed to show you how to cut through your woven piece without making any mistakes.

You will find solutions to take you, step by step, through the sewing process, while maintaining the joy of creativity from the beginning to the end of the vest production project.

To Bring:

- All the previous workshop material
- Lining, if needed
- Sewing machine and thread

While these are beginners' workshops, you must have basic sewing skills since there won't be time to teach students how to sew.


You can expect to have a vest at the end of the workshop, although you might need to work by yourself at home depending on your skills and pace.

Aside from your newly acquired ability to create a unique article of clothing, you will learn the basic concepts of draping, pattern-making, and fabric cutting.

The workshops are based on a minimum of theory and a lot of hands-on activity. Everyone's projects will be used from time to time to highlight specific important concepts.

Private or group sessions are available at the end of the workshops if you need help finishing your project.





## Biography

Caroline was born and raised in Quebec . She created her first clothes project, a kids collection which sold very quickly, when she was only fourteen .She naturally chose to study Fashion Design when it was time to go to college. After college she continued her studies in the faculty of Architecture at university ( three years in Québec and one in France ) and started working for Le Cirque du Soleil at the age of 24. The year working in their costume shop was an extraordinary experience, but not the kind of job she wanted to do for an extended period of time. She eventually found her real passion making historical costumes, and started her own business at 26, enjoying it for 20 years . At the same time she created a ready-to-wear collection called *Elfée Feminin*. You can watch videos about '*Les Costumes Habit Qui Rit*' and *Elfée Feminin* on her Facebook page .